

# CRX-10iA



Max. load capacity  
at wrist: 10 kg



Max. reach  
(end of flange):  
1249 mm

# FANUC

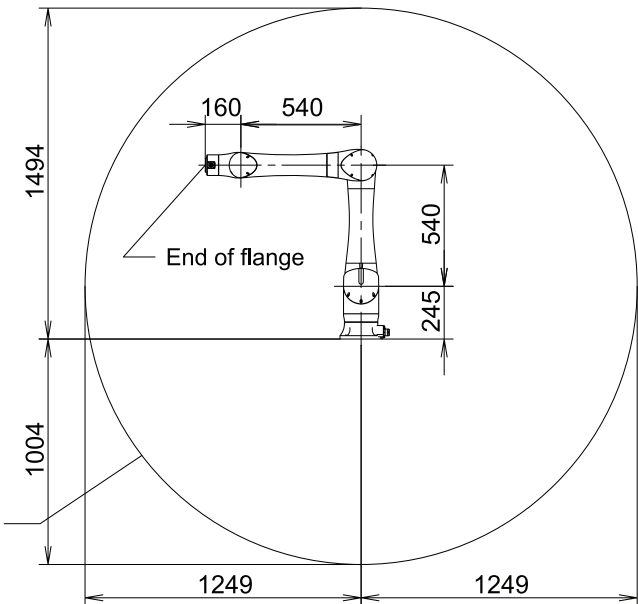
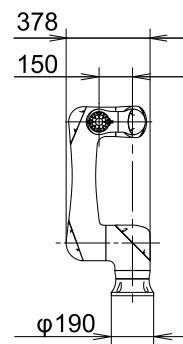
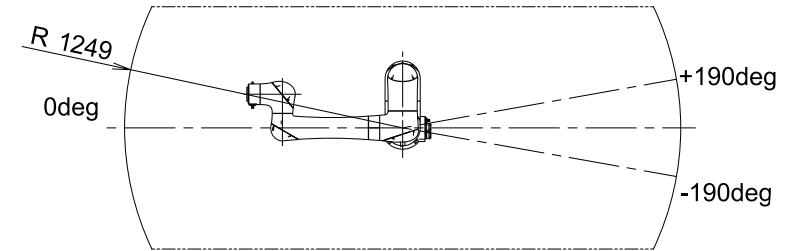
Robot			Max. load capacity at wrist (kg)	***Reach (mm)	Controlled axes	**Repeatability (mm)	Mechanical weight (kg)	Motion range (°)						*Maximum speed (°/s)		Allowable Wrist Load			Protection		
Series	Version	Type						J1	J2	J3	J4	J5	J6	Collaborative Mode [mm/sec]	High Speed Mode [mm/sec]	J4 Moment/ Inertia	J5 Moment/ Inertia	J6 Moment/ Inertia	Input power source (VAC)	Body standard	Wrist & J3 arm
CRX	iA	10	10	1249	6	+0.04	39	380	360	570	380	360	450	1000	2000	34.8/ 1.28	26/ 0.9	11/ 0.3	100-120 200-240	IP67	IP67

● standard ○ on request - not available \* During short distance, it may not reach the maximum value stated. Please set motion speed according to risk assessment of system. \*\* Based on ISO9283 \*\*\*At the end of flange

CRX-10iA Standard model



CRX-10iA



Operating Space of End of Flange (J4 +90 deg.)