

CRX-25iA



Max. load capacity
at wrist: 25 kg



Max. reach
(end of flange):
1889 mm

FANUC

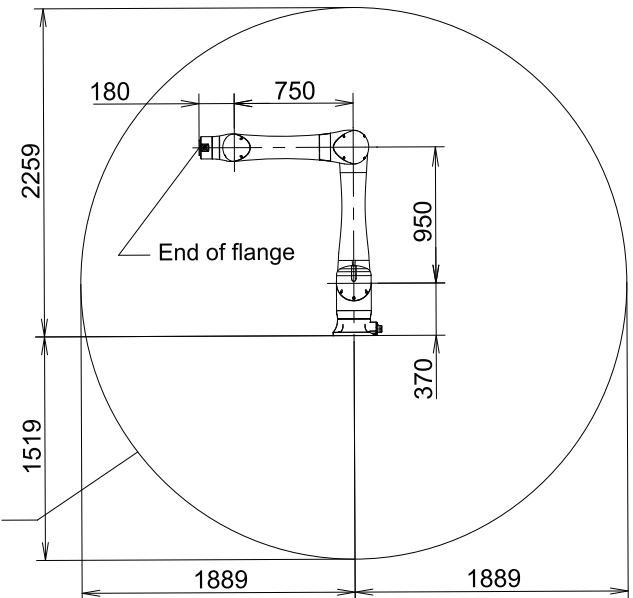
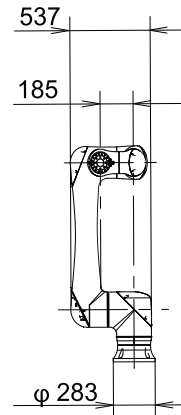
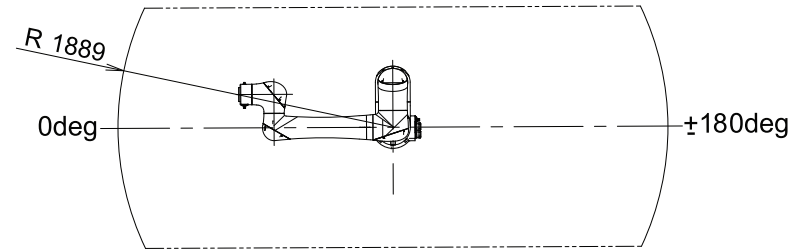
Robot			Max. load capacity at wrist (kg)	****Reach (mm)	Controlled axes	**Repeatability (mm)	Mechanical weight (kg)	Motion range (°)						*Maximum speed (°/s)		***Allowable Wrist Load			Protection		
Series	Version	Type						J1	J2	J3	J4	J5	J6	Collaborative Mode [mm/sec]	High Speed Mode [mm/sec]	J4 Moment/ Inertia	J5 Moment/ Inertia	J6 Moment/ Inertia	Input power source (VAC)	Body standard	Wrist & J3 arm
CRX	iA	25	25	1889	6	±0.05	135	360	360	540	380	360	450	1000	2000	100.0/4.7	74.0/4.00	32.0/2.00	100-120 200-240	IP67	IP67

● standard ○ on request - not available * During short distance, it may not reach the maximum value stated. Please set motion speed according to risk assessment of system. ** Based on ISO9283 ***Nm/Kg.m² ****At the end of flange

CRX-25iA Standard model



CRX-25iA



Operating Space of End of Flange (J4 +90 deg.)